

Proposal for Hosting the International Oat Conference in Chile

Karina von Baer
Alex Strodthoff

Why to organize it in Latin America?

LATAM
2024 -2026



- Would be the first time in LATAM
- Significant oat production (Brazil, Argentina, Mexico, Chile).
- One of the fastest growing oat market
- Lot to share (breeding, farming, milling, trading, business model)

Table 5: Global Oatmeal Market Volume (Tonnes) Forecast, By Region, 2015–2026

Region	2015A	2016E	2017F	2018F	2019F	2020F	2021F		2026F	CAGR (2016– 2026)
North America	1,081,977	1,131,554	1,184,155	1,241,725	1,304,416	1,374,494	1,452,153		1,875,385	5.2%
Western Europe	811,483	844,042	879,031	918,162	960,850	1,008,251	1,060,597		1,378,467	5.0%
APEJ	135,247	141,959	149,106	157,375	166,599	176,869	188,172		259,684	6.2%
Latin America	236,683	248,331	260,841	274,407	289,153	305,646	323,860		435,008	5.8%
Eastern Europe	980,542	1,022,559	1,066,269	1,113,799	1,165,616	1,222,437	1,282,989		1,651,116	4.9%
MEA	84,529	87,966	91,604	95,552	99,809	104,507	109,651		138,389	4.6%
Japan	50,718	53,052	55,494	58,413	61,678	65,328	69,451		91,486	5.6%
Total	3,381,179	3,529,465	3,686,499	3,859,434	4,048,119	4,257,532	4,486,874		5,829,535	5.1%

Figure 40: Latin America Oatmeal Market Value (US\$ Mn) and Volume (Tonnes) Forecast, 2015–2026

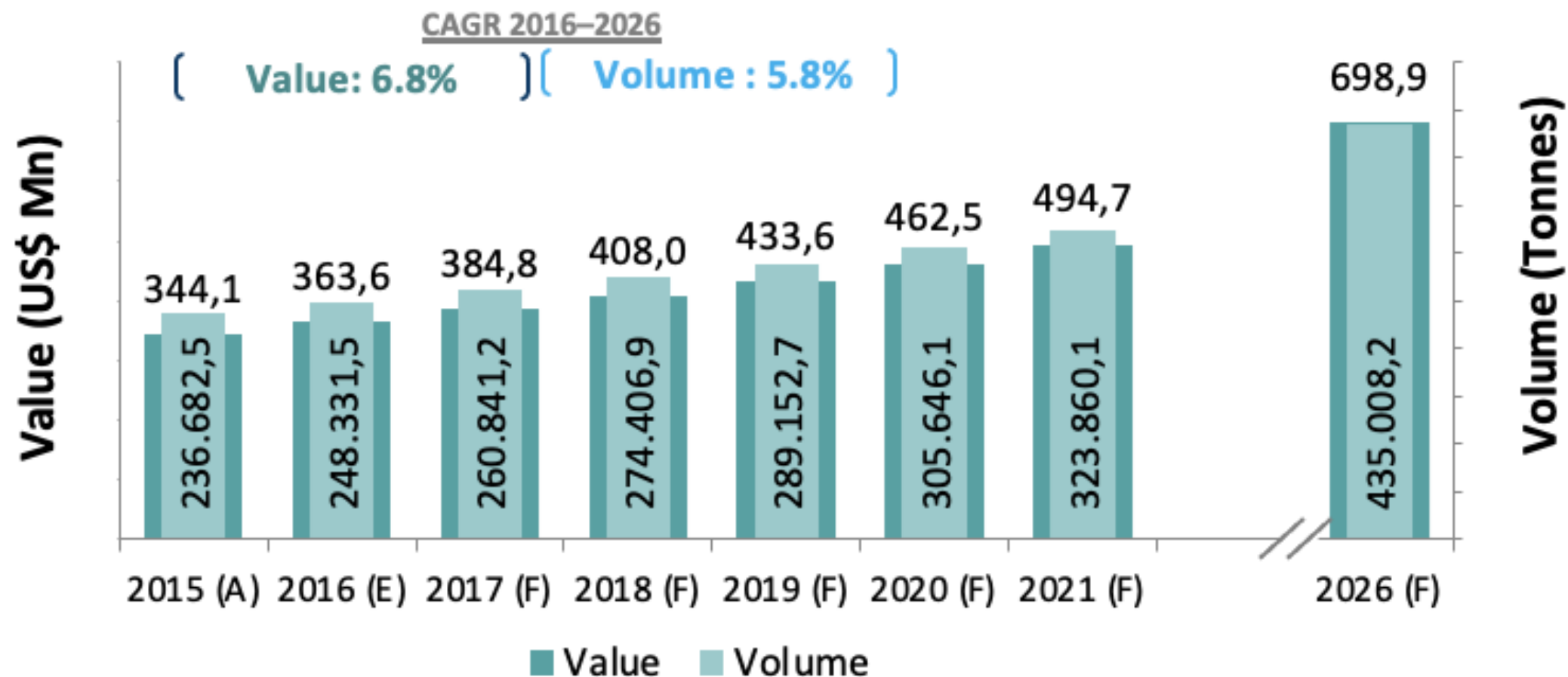
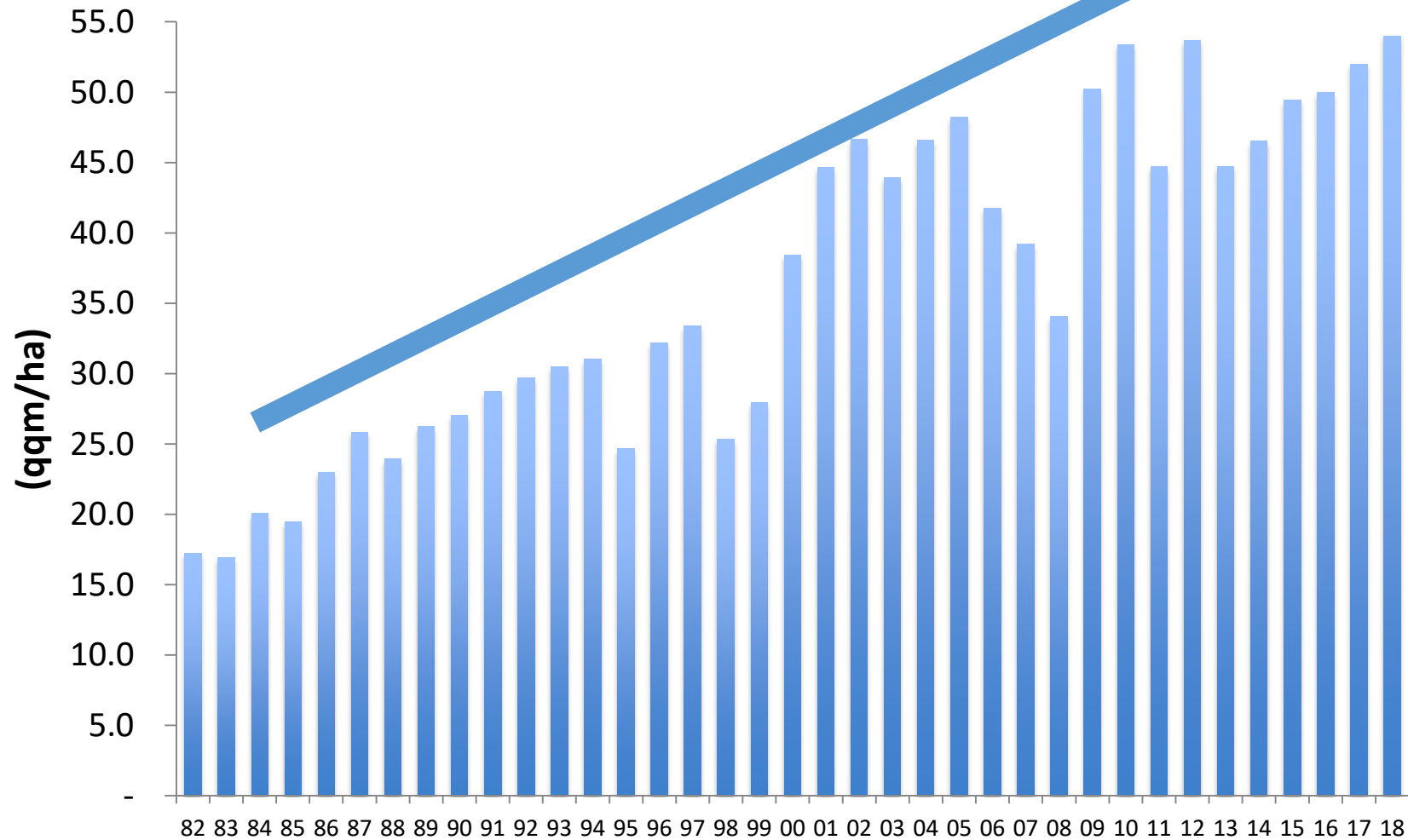


Table 10: Latin America Oatmeal Market Value (US\$ Mn) and Volume (Tonnes) Forecast, By Country, 2015–2026

Country		2015A	2016E	2017F	2018F	2019F	2020F	2021F		2026F	CAGR (2016–2026)
Mexico	Value	27.8	29.3	30.9	32.7	34.7	36.9	39.3		54.0	6.3%
	Volume	19,123.9	20,030.1	20,939.0	21,976.8	23,138.3	24,399.5	25,716.4		33,590.1	5.3%
Brazil	Value	111.8	118.6	126.2	133.7	141.6	150.7	160.5		220.5	6.4%
	Volume	76,874.5	81,032.7	85,574.3	89,914.7	94,447.7	99,560.2	105,064.5		137,213.7	5.4%
Argentina	Value	80.3	84.8	89.5	95.2	101.6	108.8	117.1		164.0	6.8%
	Volume	55,265.4	57,915.1	60,691.8	64,017.4	67,744.4	71,920.5	76,649.5		102,100.4	5.8%
Rest of Latin America	Value	124.2	130.8	138.1	146.5	155.7	166.1	177.8		260.5	7.1%
	Volume	85,418.7	89,353.5	93,636.2	98,498.0	103,822.2	109,765.9	116,429.7		162,103.9	6.1%
Total	Value	344.1	363.6	384.8	408.0	433.6	462.5	494.7		698.9	6.8%
	Volume	236,682.5	248,331.5	260,841.2	274,406.9	289,152.7	305,646.1	323,860.1		435,008.2	5.8%

Oat yield increase in Chile





Where?

- Pucon
- Small city at the Villarrica Lake
- Centre of the oat production área
- Nice touristic town
- Good accomodation, event infastructure









Event location, hotel

- Gran Hotel Pucon
- Centered located
- Good Access
- Comfortable event rooms



Accessibility



- Airport Temuco IATA: ZCO (1 hour flight time from Santiago, 6 daily flights)
- Airport – Pucon (1 hour drive time)




Field activities

- Campex Agrotop (45 minutes driving distance)
- Institute for Agricultural Research (1:30 minutes driving distance)
- Agrotop Oat and Canola Mill (45 minutes driving distance)



Outdoor and activities

- Trekking / hiking
- Hot springs
- Lake, rivers
- Visit indigenous communities



Date

November 18th – 22nd, 2024

Late spring, nice weather

Good for visiting campex



Local organizing institutions


- Regional Government Araucania
- National Institute for Agricultural Research
- National Society of Agriculture
- Regional Agricultural Society
- Ministry of Foreign Affairs
- Chilean Oat Board



Local organizing committee

- Karina von Baer (CEO, Empresas Agrotop)
- Juan Pablo Matte (General Secretary, SNA)
- Pablo Heredia (President, Chilean Oat Board)





See you in Chile!!